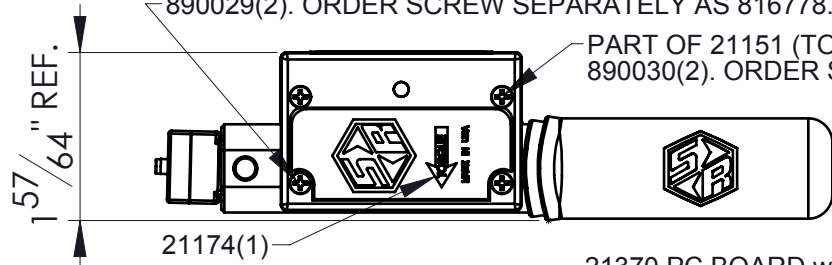


PART OF 21151 (TORQUE 1.5-2.5 INLBs)
890029(2). ORDER SCREW SEPARATELY AS 816778.

PART OF 21151 (TORQUE 1.5-2.5 INLBs)
890030(2). ORDER SEPARATELY AS 816726.



21370 PC BOARD w/
BATTERY(21339) &
FISH PAPER(10413)

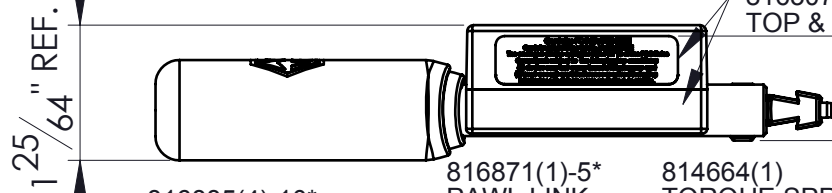
**WARNING: DO NOT MIX
BATTERY TYPES BETWEEN
21152 AND THIS PCB!**

NOTES:

1. TIGHTEN TO 1.5-2.5inlb AND APPLY A DROP OF ADHESIVE (PERMA-LOK MM115 or LOCITE 262) TO SET SCREW (890008) PRIOR TO ASSY INTO TANG (813326).

816728(1)-10*
SET SCREW, TRIGGER

816307, LABEL,
TOP & BOTTOM COVER



1 3/32" REF.

811372- TANG ASS'Y. (INCLUDES TANG & PIN &
SPRING ADAPTER)
857045- INSTRUCTION SHEET
857273- SERVICE INSTRUCTIONS


816878(2)-20* 1/16" STEEL BALL
BELLEVILLE WASHER

816871(1)-5*
PAWL LINK

814664(1)
TORQUE SPRING

816892(1)-10*
1/4" STEEL BALL

816847(1)-10*
INT. LOCK WASHER



816867(1)-10*
PIN & SPRING ADAPTER

816870(2)-10*
PAWL PIN

812205(1)
ADJUSTING PLUG
TORQUE BLOCK

812224(1)
LOCK PLUG

816799(1)-5*
HEAD BEARING PIN
(INCLUDES RETAINING RING)

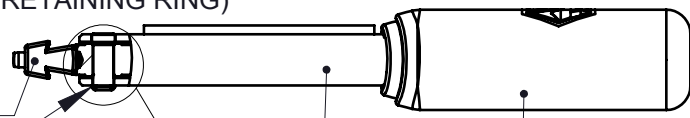
813326(1)
TANG

816897(1)-10*
RETAINING RING

A

814168(1)
CASE

812352(1)
GRIP



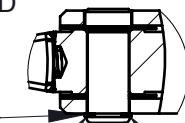
DETAIL A
SCALE 1 : 1

AFTER ASSEMBLY

816799- THIS PIN IS FORMED OVER
CUSTOMER MUST GRIND OFF FORMED END
& INSTALL THIS PIN FORMING THE HEAD
OVER THE RETAINING RING AS SHOWN.

RETAINING RING

.230
.224



FORM OVER

LEGEND: () = QUANTITY/TOOL
* = QUANTITY/MULTI-PAK