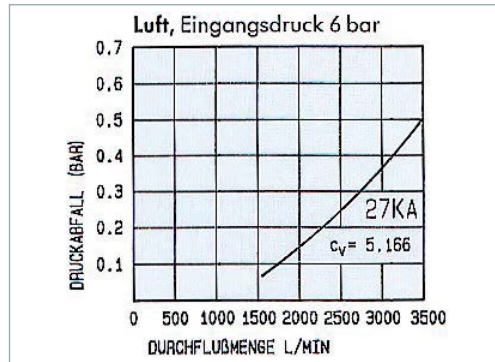


# Hose couplings ND 10 – single shut-off



- ▶ Pressure range PB = 35 bar, maximum static operating pressure (without pulsation) with min. quadruple static safety.
- ▶ Temperature range\* -20°C to +100°C (NBR) -40°C bis +120/150°C (EPDM) -15°C to +200°C (FKM) in each case depending on the flow medium.

\* For temperatures below -20°C and above +100°C a special version is required (on request).

European standard profile hose couplings suitable for compressed air applications with above average compressed air requirements. These European profile couplings have a high flow rate and are available in a variety of configurations and materials that allow for optimal adaptation to the requirements of pneumatic installations.

Premium quick release coupling system with **nominal width 10** for pneumatic and fluid handling applications up to 35 bar. Universal 1/2" industrial coupling with European standard profile for use with large pneumatic consumers.

The series is characterised by its robust design (steel release sleeve), extremely high flow rate and long service life even under the toughest conditions. The collar design minimises damage to the valve body.

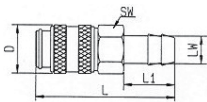
## Features

- One-hand operation for easy and quick coupling
- Higher operating pressure compared to competitive products
- UltraFlo valve for optimal flow and low pressure drop

## Compatibility

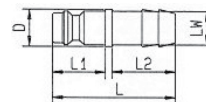
- RECTUS 41, 1700, 1727; TEMA 1700; CEJN 410.

## Couplings – w hose connector



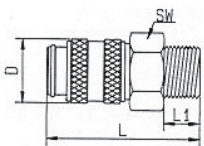
Item No.	LW mm	A/F mm	L mm	D mm	L1 mm
743111	8	24	76	27	25
743112	10	24	76	27	25
743113	13	24	76	27	25
743114	16	24	76	27	25
743115	19	24	76	27	25

## Fittings – w hose connector



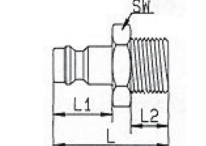
Item No.	LW mm	L mm	L1 mm	L2 mm	D mm
743123	8	48	n.a.	25	15
743124	10	48	n.a.	25	15
743125	13	48	n.a.	25	15
743126	16	48	n.a.	25	18
743127	19	48	n.a.	25	21

## Couplings – w external thread



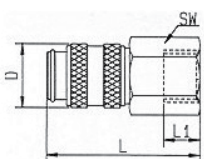
Item No.	conn.	A/F mm	L mm	D mm	L1 mm
#	R 1/4	24	63	27	12
743116	R 3/8	24	60	27	12
743117	R 1/2	24	65	27	17
743118	R 3/4	27	65	27	17

## Fittings – w external thread



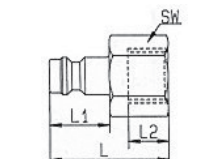
Item No.	conn.	A/F mm	L mm	L1 mm	L2 mm
743128	R 1/4	17	40	n.a.	12
743129	R 3/8	17	40	n.a.	12
743130	R 1/2	22	45	n.a.	17
743131	R 3/4	27	48	n.a.	19

## Couplings – w internal thread



Item No.	conn.	A/F mm	L mm	D mm	L1 mm
#	G 1/4	24	56	27	10
743119	G 3/8	24	56	27	11
743120	G 1/2	24	56	27	12
743121	G 3/4	27	60	27	16

## Fittings – w internal thread



Item No.	conn.	A/F mm	L mm	L1 mm	L2 mm
743132	G 1/4	17	33	n.a.	9
743133	G 3/8	19	33	n.a.	12
743134	G 1/2	24	37	n.a.	12
743135	G 3/4	32	42	n.a.	16



Further information available 24 / 7 on our website.