

Interchangeable Head Digital Torque and Angle Wrench

1350 SERIES EXACTA® 2

Series



- Compatible with the Global 400 and Global 400mp torque controllers. This is a highly versatile wrench that will make a big impact in your assemblies.
- A slimmer version of our 1250 Series Exacta 2 digital torque and angle wrench. It shares the Shear Beam design transducer.
- Meets/exceeds ASME B107.300-2010 and ISO 6789
- Bi-directional +/- 2% Indicated Value from 20% to 100% of tool capacity.
- All torque and angle settings are set using the Global 400 or Global 400mp. Error proofing feature: parameters cannot be set using the buttons on the wrench.
- The display backlight is visible when torque is applied.
- Visible from any angle, light bands on both sides of the wrench turn yellow, then green, the wrench beeps, and the handle vibrates when target torque is achieved.

Four Modes of Torque and Angle Operation:

- TAM (torque and angle monitoring – double hit protection and identifies changing joint conditions)
 - T2A (torque to angle – for highly engineered assemblies)
 - Residual (measures existing torque on previously tightened fasteners)
 - Peak (all torque, no angle measurement)
- Traditional pin/spring Dovetail or Quick Change Dovetail gives you have access to over 200 interchangeable heads.
 - Ships with part number 10679: 2 NiMH rechargeable battery cartridges, adapter and charger
 - Torque units: in.lb., ft.lb., Nm, cNm, cmkg
 - New, smaller profile with light-weight, rugged design.
 - Comes with free Certificate of Compliance from our ISO/IEC 17025 Accredited Laboratory.

Part No.	Model	Torque Capacity	Overall Length	Weight without head	Head Options
10780	1350 Series EXACTA 2-5	60 in lb/6.7 Nm	13.13 in	1.29 lb	200+ Heads
10781	1350 Series EXACTA 2-25	300 in lb/33.9 Nm	14.88 in	1.45 lb	200+ Heads
10782	1350 Series EXACTA 2-75	900 in lb/101.7 Nm	16.5 in	1.60 lb	200+ Heads
10783	1350 Series EXACTA 2-150	1800 in lb/203 Nm	19.75 in	1.86 lb	200+ Heads
10784	1350 Series EXACTA 2-250	3000 in lb/338.9 Nm	27.68 in	2.51 lb	200+ Heads
10786	1350 Series EXACTA 2-5 QC	60 in lb/6.7 Nm	13.13 in	1.29 lb	200+ Heads
10787	1350 Series EXACTA 2-25 QC	300 in lb/33.9 Nm	14.88 in	1.45 lb	200+ Heads
10788	1350 Series EXACTA 2-75 QC	900 in lb/101.7 Nm	16.5 in	1.60 lb	200+ Heads
10789	1350 Series EXACTA 2-150 QC	1800 in lb/203 Nm	19.75 in	1.86 lb	200+ Heads
10790	1350 Series EXACTA 2-250 QC	3000 in lb/338.9 Nm	27.68 in	2.51 lb	200+ Heads
10711	TAC Connect Software (for 1350 Series Exacta and TAC Torque and Angle Wrench tool calibration)				
10710	SR Connect (radio interface for tool calibration)				
10679	Exacta 1350 2 NiMH Rechargeable Battery Packs, Adapter, & Charger Kit				
21992	Exacta 1350 NiMH Rechargeable Battery Pack				
21991	Exacta 1350 Battery Battery Charger Adapter				

Need a 400 ft lb or 600 ft lb capacity digital torque wrench? Go to srtorque.com and see the 1250 Series Exacta 2 wrenches.

Wrenches calibrated for use with heads having 1 7/16" (36.5mm) common centerline. On request wrenches can be calibrated for 3 7/8" (98.4mm) centerline. The 1350 Series Exacta 2 can change the common centerline head length in the software setting and not have to recalibrate the tool. NiMH Batteries rated 800 mAh to 1000 mAh are acceptable. Higher mAh ratings mean more cycles between recharge and longer recharge times. Comes with 2 battery packs, battery charger, and one adapter.

Interchangeable Head Digital Torque and Angle Wrench

1350 SERIES EXACTA® 2

Series

Setting/Editing P-Sets with the 1350 and the Global 400

Setting or editing P-Sets in the Global 400 is fast and easy.

More important than convenience, there is a very strong control factor in the process. Setting up a P-Sets can only be done or edited in the controller, or using Global Manager software. This prevents any inadvertent changes to torque values, unit of measure, or batch count.

Fully Customizable P-Sets



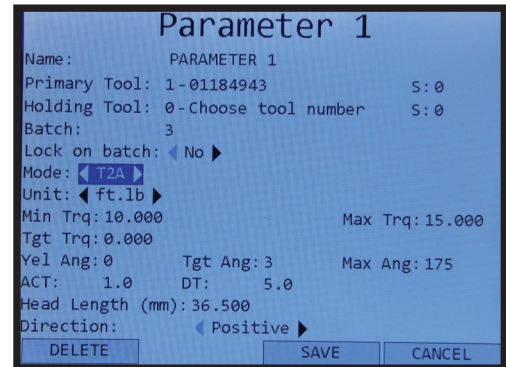
To create a P-Set, select a tool, establish the number of fasteners in the batch, select the units of measure and the mode of operation for the tool. You can customize the torque values to ensure that operators are applying the required torque value.

Operator Guidance Using Color, Sound, and Vibration

Operators receive error proofing by guidance from both the 1350 wrench and the controller. By establishing the Min Torque, you are also establishing the point at which the light band on the side of the wrench changes. At 90% of the Min Torque setting the light band changes to yellow. The display will show "OK" when Min Torque is reached but the LEDs will not turn green until the Target Torque is met. When the operator reaches Target (TGT) Torque, the wrench beeps and the handle vibrates. When the operator stops pulling the wrench reads, clears, and signals the controller. The controller display then turns green and the batch count advances.

If the operator continues to pull past the Max Torque, the light bands and the controller display turn red and the reject buzzer sounds on the wrench and the controller.

For more information about how the 1350 Digital Torque and Angle wrench can help your assemblies, contact your local Sturtevant Richmond sales professional.



WARNING



- Do not exceed rated torque
- Do not use to break fasteners loose
- Periodic recalibration is necessary to maintain accuracy
- See safety precautions at srtorque.com



Lit 352 9/20/19

Sturtevant Richmond

SRTorque.com

Learn More Now: 847-499-2106