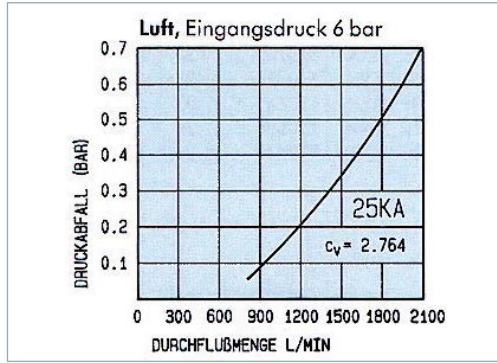


Hose couplings ND 7.8 – shut-off on one side



- Pressure range PB = 35 bar, maximum static operating pressure (without pulsation) with min. quadruple static safety.
- Temperature range* -20°C to +100°C (NBR) -40°C bis +120/150°C (EPDM) -15°C to +200°C (FKM) in each case depending on the flow medium.

* For temperatures below -20°C and above +100°C a special version is required (on request).

European standard profile hose couplings suitable for compressed air applications with above average compressed air requirements. These European profile couplings have a high flow rate and are available in a variety of configurations and materials that allow for optimal adaptation to the requirements of pneumatic installations.

Premium quick release coupling system with **nominal width 7.8** for pneumatic and fluid handling applications up to 35 bar. Universal 3/8" industrial coupling with European standard profile.

The series is a coupling system with one-hand operation. UltraFlo valve for optimum flow performance and low pressure drop. The series is characterised by its robust design and long service life even under the toughest conditions.

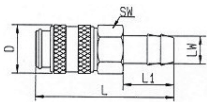
Features

- Industrial coupling with European standard profile
- One-hand operation for easy and quick coupling
- UltraFlo valve for optimal flow and low pressure drop

Compatibility

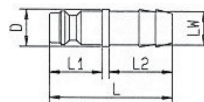
- RECTUS 26, 1600/1625; TEMA 1600; CEJN 320; JWL 520, 530; various German makes.

Couplings – w hose connector



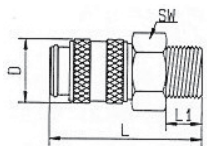
Item No.	LW mm	A/F mm	L mm	D mm	L1 mm
743088	6	19	74	23	25
743089	8	19	74	23	25
743090	10	19	74	23	25
743091	13	19	74	23	25

Fittings – w hose connector



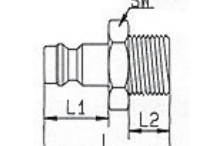
Item No.	LW mm	L mm	L1 mm	L2 mm	D mm
743099	6	48	n.a.	25	12
743100	8	48	n.a.	25	12
743101	10	48	n.a.	25	12
743102	13	48	n.a.	25	15

Couplings – w external thread



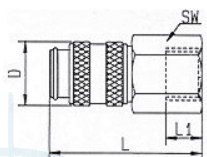
Item No.	conn.	A/F mm	L mm	D mm	L1 mm
	R 1/8				
743092	R 1/4	19	60	23	12
743093	R 3/8	19	60	23	12
743094	R 1/2	22	61	23	17

Fittings – w external thread



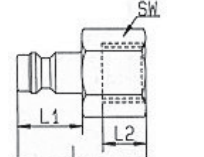
Item No.	conn.	A/F mm	L mm	L1 mm	L2 mm
743203	R 1/8	13	33	n.a.	9
743104	R 1/4	14	37	n.a.	12
743105	R 3/8	17	37	n.a.	12
743106	R 1/2	22	43	n.a.	17

Couplings – w internal thread



Item No.	conn.	A/F mm	L mm	D mm	L1 mm
a. A.	G 1/8	n.a.	n.a.	n.a.	n.a.
743095	G 1/4	19	56	23	10
743096	G 3/8	19	55	23	9
743097	G 1/2	24	58	23	12

Fittings – w internal thread



Item No.	conn.	A/F mm	L mm	L1 mm	L2 mm
743107	G 1/8	14	30	n.a.	5
743108	G 1/4	17	39	n.a.	12
743109	G 3/8	19	40	n.a.	12
743110	G 1/2	24	44	n.a.	14