

Kraftsteckschlüssel mit Spindelführung – Antrieb 3/4“



Sechskant – normal

Modell	Best.-Nr.	SW mm	Form	L mm	D1 mm	D2 mm	L2 mm
KH3/4-17	311010	17	AS	65	31	44	12
KH3/4-18	311011	18	AS	65	32	44	12
KH3/4-19	311012	19	AS	65	33	44	14
KH3/4-21	311013	21	AS	65	35	44	16
KH3/4-22	311014	22	AS	65	37	44	16
KH3/4-23	311015	23	AS	65	38	44	16
KH3/4-24	311016	24	AS	65	39	44	16
KH3/4-26	311017	26	AS	65	41	44	16
KH3/4-27	311018	27	AS	65	43	44	16
KH3/4-28	311019	28	BS	68	44	44	20
KH3/4-29	311020	29	CS	68	45	44	20
KH3/4-30	311021	30	CS	68	47	44	20
KH3/4-32	311022	32	CS	70	49	44	20
KH3/4-33	311023	33	CS	70	51	44	20
KH3/4-34	311024	34	CS	70	52	44	20
KH3/4-35	311025	35	CS	70	53	44	20
KH3/4-36	311026	36	CS	70	54	44	20
KH3/4-38	311027	38	CS	72	57	44	22
KH3/4-41	311028	41	CS	72	60	44	22
KH3/4-46	311029	46	CS	77	67	54	23
KH3/4-50	311030	50	CS	77	71	54	23

Sechskant – mit Magnet

Modell	Best.-Nr.	SW mm	Form	L mm	D1 mm	D2 mm	L2 mm
KHM 3/4-13	311213	13	AS	65	24,5	44	12
KHM 3/4-14	311214	14	AS	65	25,5	44	12
KHM 3/4-15	311215	15	AS	65	27	44	12
KHM 3/4-16	311216	16	AS	65	28	44	12
KHM 3/4-17	311217	17	AS	65	30	44	12
KHM 3/4-18	311218	18	AS	65	31	44	12
KHM 3/4-19	311219	19	AS	65	32	44	14
KHM 3/4-20	311220	20	AS	68	34	44	14
KHM 3/4-21	311221	21	AS	68	35	44	16
KHM 3/4-22	311222	22	AS	68	37	44	16
KHM 3/4-23	311223	23	AS	68	38	44	16
KHM 3/4-24	311224	24	AS	68	39	44	16
KHM 3/4-25	311225	25	AS	69	41	44	16
KHM 3/4-26	311226	26	AS	69	42	44	16
KHM 3/4-27	311227	27	AS	69	43	44	16

Ausgegraute Modelle bitte erst anfragen.



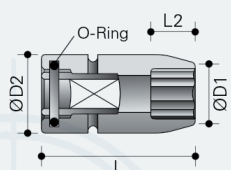
Torx® E

Modell	Best.-Nr.	Torx #	Form	L mm	D1 mm	D2 mm	L2 mm
KH3/4-E18	311150	E18	AS	65	26	44	12,5
KH3/4-E20	311151	E20	AS	65	28	44	14
KH3/4-E22	311152	E22	AS	65	31	44	15
KH3/4-E24	311153	E24	AS	65	33	44	16,5

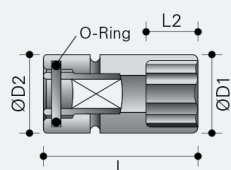
Innensechskant (Inbus®)

Modell	Best.-Nr.	SW mm	Form	L mm	D1 mm	D2 mm	L2 mm
KH3/4-A10	311110	10	ES	100	–	44	20
KH3/4-A12	311111	12	ES	100	–	44	20
KH3/4-A14	311112	14	ES	100	–	44	20
KH3/4-A16	311113	16	ES	100	–	44	20
KH3/4-A17	311114	17	ES	100	–	44	20
KH3/4-A19	311115	19	ES	100	–	44	20
KH3/4-A22	311116	22	ES	100	–	44	20
KH3/4-A24	311117	24	ES	100	–	44	20
KH3/4-A27	311118	27	ES	100	–	44	20
KH3/4-A30	311119	30	ES	100	–	44	20
KH3/4-A32	311120	32	ES	100	–	44	20
KH3/4-A33	311121	33	ES	100	–	44	20
KH3/4-A36	311122	36	ES	100	–	44	20

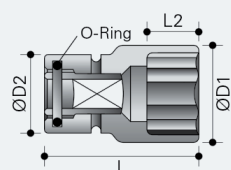
Form AS



Form BS



Form CS



Form ES

