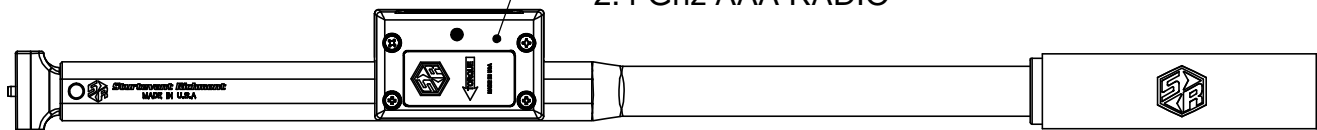


10615 (1)
REPLACEMENT KIT
2.4 Ghz AAA RADIO



LEGEND: () = QUANTITY/TOOL
* = QUANTITY/MULTI-PAK

820046 - CARTON
857330 - INSTRUCTIONS

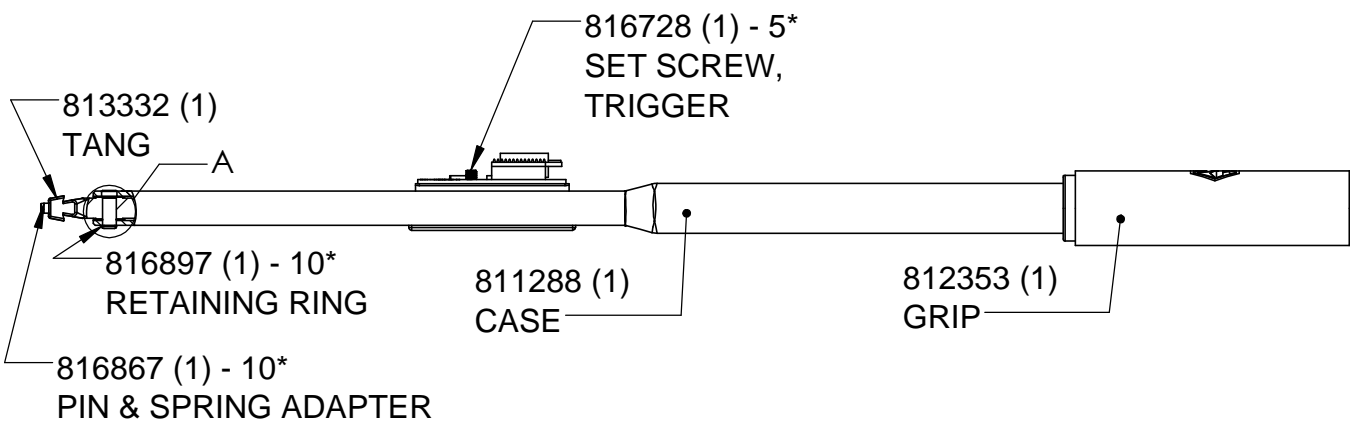
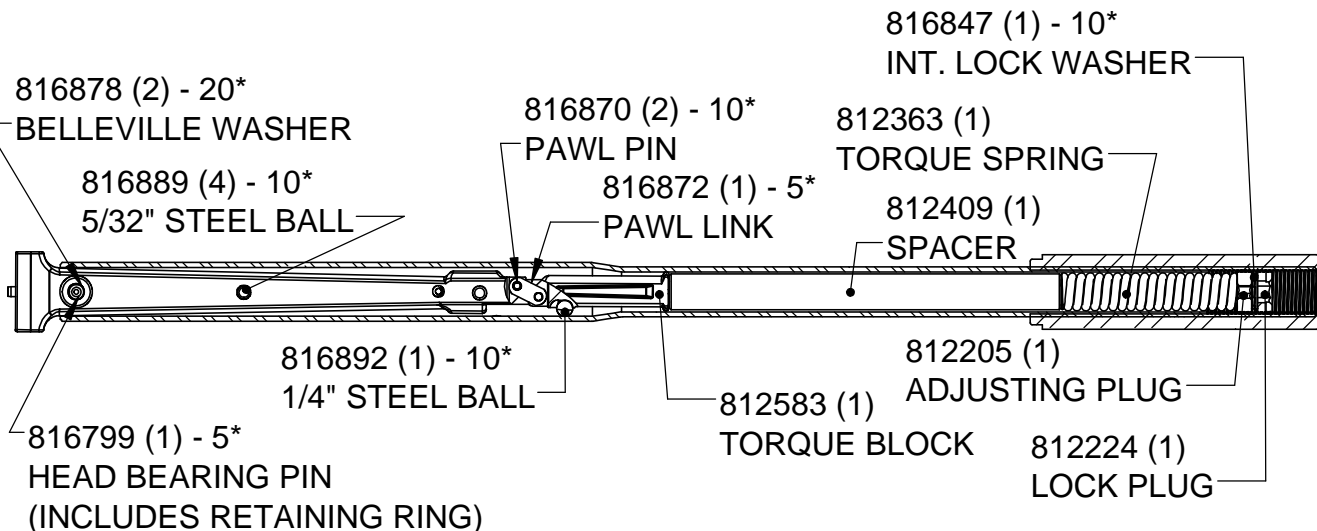
10615 (1)
RADIO KIT 2.4GHZ; AAA FOR SLTC-FM WRENCHES
(INCLUDES AAA BATTERY HOUSING UPPER &
LOWER COVERS, BATTERY HOUSING LID, RADIO
2.4GHZ AAA, RUBBER WASHERS, SCREWS PAN
HEAD, LITEPIPE & SPRING CLIP, PCB INSULATION,
SLTC LABEL, & AAA BATTERY)

NOTES:

1. TIGHTEN TO 1.5-2.5 IN. LBS. AND APPLY A
DROP OF ADHESIVE (PERMA-LOK MM115
OR LOCTITE 262) TO SET SCREW (890105)
PRIOR TO ASSEMBLY INTO TANG (813332).

WARNING: USE ONLY 1.5 VDC ALKALINE OR
1.2 VDC NiMH AAA RECHARGEABLE
BATTERIES. OTHER BATTERIES CAN CAUSE
DAMAGE TO RADIO AND IMPACT THE RADIO
SIGNAL.

816799 - THIS PIN IS FORMED OVER
CUSTOMER MUST GRIND OFF FORMED END
& INSTALL THIS PIN FORMING THE HEAD
OVER THE RETAINING RING AS SHOWN.



DETAIL A
SCALE 2 : 3
DEFORM BEFORE
CALIBRATION

