

# 1 Kraftsteckschlüssel mit 1" Vierkantantrieb nach DIN 3121 H 25



## Vierkant – normal

Modell	Best.-Nr.	SW #	L mm	D1 mm	D2 mm	L2 mm	VE
K1-17-VK	260001	17	57	52,0	52	24	
K1-19-VK	260002	19	57	52,0	52	24	
K1-20-VK	260003	20	57	52,0	52	24	
K1-21-VK	260004	21	57	52,0	52	24	
K1-1-VK	260201	1"	60	52,0	54	30	



## Sechskant – normal

Modell	Best.-Nr.	SW mm	L mm	D1 mm	D2 mm	L2 mm	VE
K1-17	260010	17	60	34,0	54	12	-
K1-18	260011	18	60	35,0	54	13	-
K1-19	260012	19	60	35,5	54	13	-
K1-20	260013	20	60	37,0	54	14	-
K1-21	260014	21	60	37,5	54	15	-
K1-22	260015	22	60	40,0	54	15	-
K1-23	260016	23	60	41,0	54	16	-
K1-24	260017	24	60	42,0	54	18	-
K1-25	260018	25	60	43,0	54	18	-
K1-26	260019	26	60	44,5	54	18	-
K1-27	260020	27	60	46,0	54	19	-
K1-28	260021	28	62	47,0	54	19	-
K1-29	260022	29	62	48,0	54	19	-
K1-30	260023	30	62	50,0	54	21	-
K1-31	260024	31	62	51,0	54	21	-
K1-32	260025	32	62	52,0	54	22	-
K1-33	260026	33	62	53,0	54	22	-
K1-34	260027	34	62	55,0	54	22	-
K1-35	260028	35	65	56,0	54	22	-
K1-36	260029	36	67	57,0	54	25	-
K1-37	260030	37	67	59,0	54	25	-
K1-38	260031	38	67	59,5	54	25	-
K1-39	260032	39	70	60,0	54	25	-
K1-40	260033	40	70	62,0	54	25	-
K1-41	260034	41	70	64,0	54	27	-
K1-42	260035	42	74	65,0	54	27	-
K1-43	260036	43	74	66,0	54	27	-
K1-45	260037	45	74	68,0	54	27	-
K1-46	260038	46	76	69,5	54	30	-
K1-47	260039	47	76	72,0	54	32	-
K1-48	260040	48	76	73,0	54	32	-
K1-50	260041	50	80	74,0	54	35	-

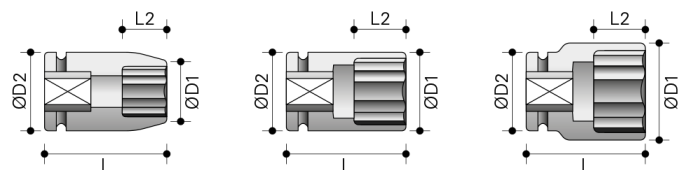
## Sechskant – normal

Modell	Best.-Nr.	SW mm	L mm	D1 mm	D2 mm	L2 mm	VE
K1-52	260042	52	84	77,0	54	35	-
K1-53	260043	53	84	78,0	54	35	-
K1-54	260044	54	84	79,0	54	35	-
K1-55	260045	55	84	81,0	54	35	-
K1-56	260046	56	84	83,0	54	40	-
K1-57	260047	57	84	84,0	54	40	-
K1-58	260048	58	87	85,0	54	40	-
K1-60	260049	60	87	87,0	54	42	-
K1-62	260050	62	87	89,0	54	42	-
K1-63	260051	63	87	90,0	54	42	-
K1-65	260052	65	90	93,0	54	42	-
K1-70	260053	70	96	100,0	54	42	-
K1-75	260054	75	98	106,0	86	45	-
K1-80	260055	80	100	112,0	86	48	-
K1-85	260056	85	105	118,0	86	52	-
K1-90	260057	90	105	125,0	86	52	-
K1-95	260058	95	115	131,0	86	52	-
K1-100	260059	100	115	137,0	95	58	-
K1-105	260060	105	115	143,0	95	58	-



## Sechskant – normal – Zoll

Modell	Best.-Nr.	SW Zoll	L mm	D1 mm	D2 mm	L2 mm	VE
K1-1/1	260109	1"	58	42,0	51	18	-
K1-1.1/8	260110	1 1/8	58	46,0	51	19	-
K1-1.5/16	260111	1 5/16	62	53,0	52	21	-
K1-1.7/16	260112	1 7/16	62	56,0	52	26	-
K1-1.1/2	260113	1 1/2	62	58,0	52	26	-
K1-1.11/16	260114	1 11/16	64	65,0	52	27	-
K1-1.7/8	260115	1 7/8	66	70,0	58	28	-
K1-2.1/16	260116	2 1/16	70	75,0	58	31	-
K1-2.1/4	260117	2 1/4	75	84,0	62	34	-
K1-2.7/16	260118	2 7/16	78	89,0	62	35	-
K1-2.1/2	260119	2 1/2	80	91,0	62	36	-
K1-2.7/8	260120	2 7/8	87	102,0	62	41	-





### Sechskant – tief

Modell	Best.-Nr.	SW mm	L mm	D1 mm	D2 mm	L2 mm	VE
K1-17-L	260150	17	100	34,0	54	17	–
K1-18-L	260151	18	100	34,0	54	18	–
K1-19-L	260152	19	100	35,5	54	19	–
K1-20-L	260153	20	100	36,5	54	20	–
K1-21-L	260154	21	100	37,5	54	21	–
K1-22-L	260155	22	100	40,0	54	22	–
K1-23-L	260156	23	100	41,0	54	23	–
K1-24-L	260157	24	100	42,0	54	24	–
K1-25-L	260158	25	100	43,0	54	25	–
K1-26-L	260159	26	100	44,5	54	26	–
K1-27-L	260160	27	100	46,0	54	27	–
K1-28-L	260161	28	100	47,0	54	28	–
K1-29-L	260162	29	100	48,0	54	29	–
K1-30-L	260163	30	100	50,0	54	30	–
K1-31-L	260164	31	100	51,0	54	31	–
K1-32-L	260165	32	100	52,0	54	32	–
K1-33-L	260166	33	100	53,0	54	33	–
K1-34-L	260167	34	100	55,0	54	34	–
K1-35-L	260168	35	100	56,0	54	35	–
K1-36-L	260169	36	100	57,0	54	36	–
K1-37-L	260170	37	100	57,0	54	37	–
K1-38-L	260171	38	100	59,5	54	38	–
K1-39-L	260172	39	100	61,0	54	38	–
K1-40-L	260173	40	100	62,0	54	38	–
K1-41-L	260174	41	100	64,0	54	38	–
K1-42-L	260175	42	100	65,0	54	38	–
K1-46-L	260176	46	100	69,5	54	38	–
K1-47-L	260177	47	100	71,5	54	38	–
K1-48-L	260178	48	100	72,5	54	38	–
K1-50-L	260179	50	100	75,0	54	38	–
K1-54-L	260180	54	100	80,0	54	40	–
K1-55-L	260181	55	100	81,0	54	40	–
K1-56-L	260182	56	100	82,0	54	40	–
K1-58-L	260183	58	105	85,0	54	40	–
K1-60-L	260184	60	105	87,0	54	42	–
K1-65-L	260185	65	120	93,0	54	42	–
K1-70-L	260186	70	125	100,0	54	42	–
K1-75-L	260187	75	135	106,0	86	45	–

### Sechskant – tief

Modell	Best.-Nr.	SW mm	L mm	D1 mm	D2 mm	L2 mm	VE
K1-80-L	260188	80	135	112,0	86	48	–
K1-85-L	260189	85	140	118,0	86	52	–
K1-90-L	260190	90	140	125,0	86	52	–
K1-95-L	260191	95	140	131,0	86	52	–
K1-100-L	260192	100	140	137,0	95	58	–
K1-105-L	260193	105	155	143,0	95	58	–
K1-110-L	260194	110	155	149,0	95	60	–
K1-115-L	260195	115	155	155,0	95	62	–



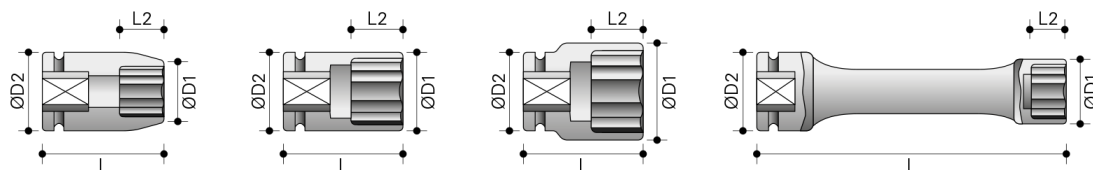
### Sechskant – tief – Zoll

Modell	Best.-Nr.	SW Zoll	L mm	D1 mm	D2 mm	L2 mm	VE
K1-15/16-L	260250	15/16	90	40,0	51	21	–
K1-1-L	260255	1"	90	42,0	51	25	–
K1-1.1/16-L	250251	1 1/16	90	44,0	51	23	–
K1-1.3/16-L	250252	1 3/16	90	48,0	51	40	–
K1-1.5/16-L	260253	1 5/16	90	53,0	52	40	–
K1-1.1/2-L	260254	1 1/2	92	58,0	52	54	–



### Sechskant – XL & XXL

Modell	Best.-Nr.	SW mm	L mm	D1 mm	D2 mm	L2 mm	VE
K1-24-270	260310	24	270	42,0	54	24	–
K1-27-270	260312	27	270	45,0	54	27	–
K1-30-270	260313	30	270	50,0	54	30	–
K1-32-270	260314	32	270	52,0	54	32	–
K1-33-270	260315	33	270	52,0	54	32	–
K1-36-270	260316	36	270	57,0	54	36	–
K1-32-400	260320	32	400	48,5	54	32	–
K1-33-400	260321	33	400	50,0	54	32	–



Weitere Infos  
auf unserer  
Website.

24/7

# 1 Kraftsteckschlüssel mit 1" Vierkantantrieb nach DIN 3121 H 25



## Sechskant – dünnwandig – tief

Modell	Best.-Nr.	SW mm	L mm	D1 mm	D2 mm	L2 mm	VE
K1-19-DWL	260410	19	100	33,0	54	19	–
K1-24-DWL	260412	24	100	38,0	54	24	–
K1-27-DWL	260413	27	100	42,5	54	27	–
K1-28-DWL	260414	28	100	43,0	54	28	–
K1-30-DWL	260415	30	100	45,0	54	30	–
K1-32-DWL	260416	32	100	47,0	54	32	–
K1-33-DWL	260417	33	100	49,0	54	33	–
K1-36-DWL	260418	36	100	52,0	54	36	–
K1-41-DWL	260419	41	100	57,0	54	38	–



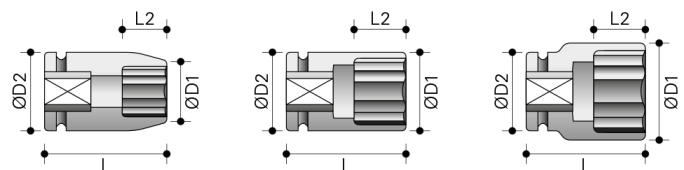
## Doppelvierkant – normal

Modell	Best.-Nr.	SW mm	L mm	D1 mm	D2 mm	L2 mm	VE
K1-19-DVK	260080	19	60	45,0	54	13	
K1-24-DVK	260081	24	60	52,0	54	18	
K1-27-DVK	260082	27	60	56,5	54	19	
K1-30-DVK	260083	30	62	61,0	54	21	
K1-32-DVK	260084	32	62	64,0	54	22	
K1-35-DVK	260085	35	65	68,5	58	22	
K1-38-DVK	260086	38	67	73,0	58	24	
K1-46-DVK	260087	46	76	86,0	62	30	



## Doppelsechskant – normal

Modell	Best.-Nr.	SW mm	L mm	D1 mm	D2 mm	L2 mm	VE
K1-16-DSK	260450	16	60	32,0	54	11	–
K1-17-DSK	260451	17	60	34,0	54	11	–
K1-18-DSK	260452	18	60	35,0	54	13	–
K1-19-DSK	260453	19	60	36,0	54	13	–
K1-20-DSK	260454	20	60	37,0	54	13	–
K1-21-DSK	260455	21	60	38,0	54	15	–
K1-22-DSK	260456	22	60	39,0	54	15	–
K1-23-DSK	260457	23	60	40,0	54	15	–
K1-24-DSK	260458	24	60	41,0	54	18	–
K1-25-DSK	260459	25	60	43,0	54	18	–
K1-26-DSK	260460	26	60	44,5	54	18	–
K1-27-DSK	260461	27	60	45,0	54	19	–
K1-28-DSK	260462	28	62	46,5	54	19	–
K1-29-DSK	260463	29	62	48,0	54	19	–
K1-30-DSK	260464	30	62	50,0	54	21	–
K1-31-DSK	260465	31	62	51,0	54	21	–
K1-32-DSK	260466	32	62	52,0	54	22	–
K1-33-DSK	260467	33	62	53,0	54	22	–
K1-34-DSK	260468	34	62	55,0	54	22	–
K1-35-DSK	240469	35	65	56,0	54	22	–
K1-36-DSK	260470	36	67	57,0	54	24	–
K1-37-DSK	260471	37	67	59,0	54	24	–
K1-38-DSK	260472	38	67	60,0	54	24	–
K1-39-DSK	260473	39	70	61,0	54	24	–
K1-40-DSK	260474	40	70	62,0	54	24	–
K1-41-DSK	260475	41	70	63,5	54	27	–
K1-42-DSK	260476	42	74	65,0	54	27	–
K1-43-DSK	260477	43	74	66,0	54	27	–
K1-44-DSK	260478	44	74	67,0	54	27	–
K1-45-DSK	260479	45	74	68,0	54	27	–
K1-46-DSK	260480	46	76	70,0	58	30	–
K1-47-DSK	260481	47	76	71,5	58	30	–
K1-48-DSK	260482	48	76	72,5	58	30	–
K1-50-DSK	260483	50	80	75,0	62	32	–
K1-51-DSK	260484	51	80	76,0	62	32	–
K1-52-DSK	260485	52	84	77,0	62	32	–
K1-53-DSK	260486	53	84	78,0	62	32	–
K1-54-DSK	260487	54	84	80,0	62	32	–





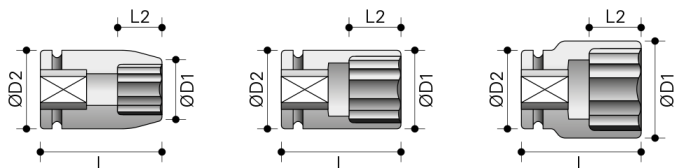
## Doppelsechskant – normal

Modell	Best.-Nr.	SW mm	L mm	D1 mm	D2 mm	L2 mm	VE
K1-55-DSK	260488	55	84	81,0	62	35	–
K1-56-DSK	260489	56	84	82,0	62	35	–
K1-57-DSK	260490	57	84	84,0	62	35	–
K1-58-DSK	260491	58	87	85,0	62	37	–
K1-60-DSK	260492	60	87	87,0	62	37	–
K1-62-DSK	260493	62	87	89,0	62	37	–
K1-63-DSK	260494	63	87	90,0	62	37	–
K1-65-DSK	260495	65	90	93,0	62	40	–
K1-67-DSK	260496	67	92	96,0	62	40	–
K1-70-DSK	260497	70	92	100,0	62	40	–
K1-75-DSK	260498	75	98	106,0	86	42	–
K1-76-DSK	260499	76	100	107,0	86	45	–
K1-77-DSK	260500	77	100	109,0	86	45	–
K1-78-DSK	260501	78	100	110,0	86	45	–
K1-80-DSK	260502	80	100	112,0	86	45	–
K1-85-DSK	260503	85	105	118,0	86	52	–
K1-90-DSK	260504	90	105	125,0	86	52	–
K1-95-DSK	260505	95	105	131,0	86	52	–
K1-100-DSK	260506	100	110	137,0	86	58	–
K1-105-DSK	260507	105	110	143,0	95	58	–
K1-110-DSK	260508	110	115	149,0	95	62	–
K1-115-DSK	260509	115	115	155,0	95	62	–



## Doppelsechskant – tief

Modell	Best.-Nr.	SW mm	L mm	D1 mm	D2 mm	L2 mm	VE
K1-16-DSKL	260550	16	100	32,0	54	11	–
K1-17-DSKL	260551	17	100	34,0	54	11	–
K1-18-DSKL	260552	18	100	35,0	54	13	–
K1-19-DSKL	260553	19	100	36,0	54	13	–
K1-20-DSKL	260554	20	100	37,0	54	13	–
K1-21-DSKL	260555	21	100	38,0	54	15	–
K1-22-DSKL	260556	22	100	39,0	54	15	–
K1-23-DSKL	260557	23	100	40,0	54	15	–
K1-24-DSKL	260558	24	100	41,0	54	18	–
K1-25-DSKL	260559	25	100	43,0	54	18	–
K1-26-DSKL	260560	26	100	44,5	54	18	–
K1-27-DSKL	260561	27	100	45,0	54	19	–



## Doppelsechskant – tief

Modell	Best.-Nr.	SW mm	L mm	D1 mm	D2 mm	L2 mm	VE
K1-28-DSKL	260562	28	100	46,5	54	19	–
K1-29-DSKL	260563	29	100	48,0	54	19	–
K1-30-DSKL	260564	30	100	50,0	54	21	–
K1-31-DSKL	260565	31	100	51,0	54	21	–
K1-32-DSKL	260566	32	100	52,0	54	22	–
K1-33-DSKL	260567	33	100	53,0	54	22	–
K1-34-DSKL	260568	34	100	55,0	54	22	–
K1-35-DSKL	260569	35	100	56,0	54	22	–
K1-36-DSKL	260570	36	100	57,0	54	24	–
K1-37-DSKL	260571	37	100	59,0	54	24	–
K1-38-DSKL	260572	38	100	60,0	54	24	–
K1-39-DSKL	260573	39	100	61,0	54	24	–
K1-40-DSKL	260574	40	100	62,0	54	24	–
K1-41-DSKL	260575	41	100	63,5	54	27	–
K1-42-DSKL	260576	42	100	65,0	54	27	–
K1-43-DSKL	260577	43	100	66,0	54	27	–
K1-44-DSKL	260578	44	100	67,0	54	27	–
K1-45-DSKL	260579	45	100	68,0	54	27	–
K1-46-DSKL	260580	46	100	70,0	58	30	–
K1-47-DSKL	260581	47	100	71,5	58	30	–
K1-48-DSKL	260582	48	100	72,5	58	30	–
K1-50-DSKL	260583	50	100	75,0	62	32	–
K1-51-DSKL	260584	51	100	76,0	62	32	–
K1-52-DSKL	260585	52	100	77,0	62	32	–
K1-53-DSKL	260586	53	100	78,0	62	32	–
K1-54-DSKL	260587	54	100	80,0	62	32	–
K1-55-DSKL	260588	55	100	81,0	62	35	–
K1-56-DSKL	260589	56	105	82,0	62	35	–
K1-57-DSKL	260590	57	105	84,0	62	35	–
K1-58-DSKL	260591	58	105	85,0	62	37	–
K1-60-DSKL	260592	60	120	87,0	62	37	–
K1-62-DSKL	260593	62	120	89,0	62	37	–
K1-63-DSKL	260594	63	120	90,0	62	37	–
K1-65-DSKL	260595	65	125	93,0	62	40	–
K1-67-DSKL	260596	67	125	96,0	62	40	–
K1-70-DSKL	260597	70	125	100,0	62	40	–
K1-75-DSKL	260598	75	135	106,0	86	42	–
K1-76-DSKL	260599	76	135	107,0	86	45	–
K1-77-DSKL	260600	77	135	109,0	86	45	–
K1-78-DSKL	260601	78	135	110,0	86	45	–
K1-80-DSKL	260602	80	135	112,0	86	45	–
K1-85-DSKL	260603	85	140	118,0	86	52	–
K1-90-DSKL	260604	90	140	125,0	86	52	–
K1-95-DSKL	260605	95	140	131,0	86	52	–
K1-100-DSKL	260606	100	140	137,0	86	58	–
K1-105-DSKL	260607	105	155	143,0	95	58	–
K1-110-DSKL	260608	110	155	149,0	95	62	–
K1-115-DSKL	260609	115	155	155,0	95	62	–



Weitere Infos  
auf unserer  
Website.

24/7